

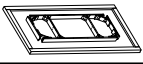
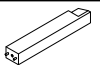
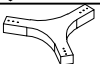

ASSEMBLY INSTRUCTIONS

ITEM # : 339323 RECT DINING TABLE






Thanks you for purchasing this quality product. Be sure to check all packing material carefully for small parts which may have come loose inside the carton during the shipment. Count all parts and needed hardware, compare the parts list below to be sure all parts are present.

It is recommended to install protective pads under all legs and supports to avoid damage or scratches when placing furniture on a wood floor or other hard surface, and to limit indentation and prevent discoloration if placing on carpet.

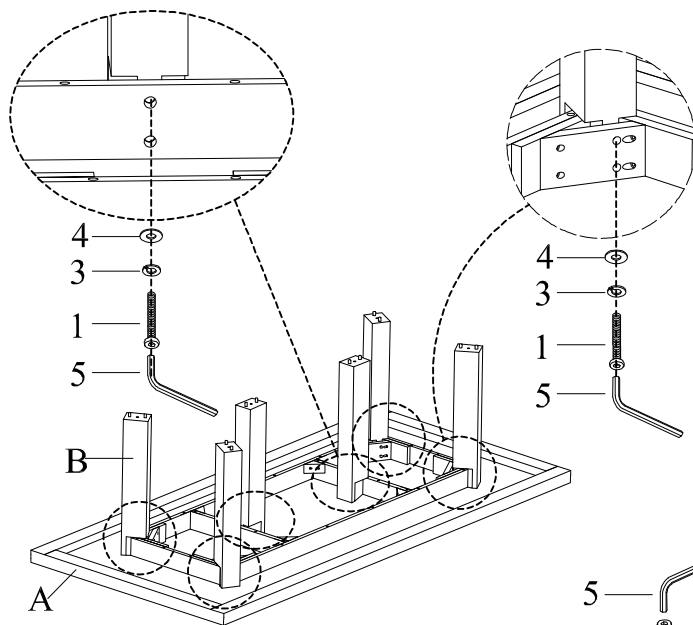
"PART LISTS"

No.	DESC	SKETCH	Q'TY
A	TABLE TOP		1pc
B	LEG		6pcs
C	PLATE		2pcs
D	FEET		6pcs

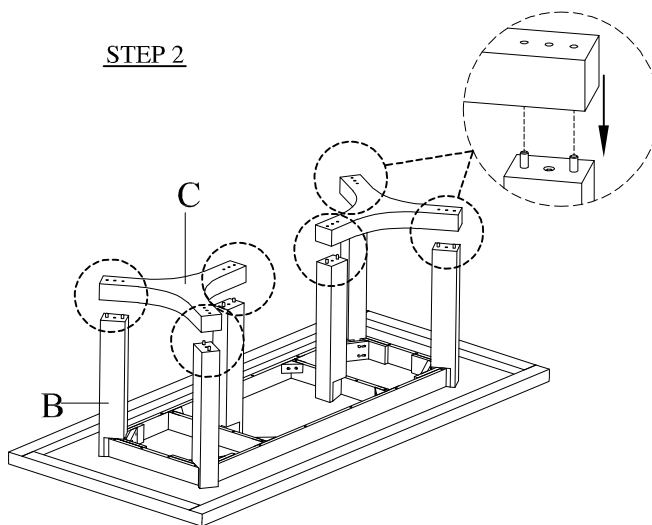
"HARDWARE LISTS"

No.	DESC	SKETCH	Q'TY
1	BOLT Ø5/16"*2-3/16"		12pcs
2	BOLT Ø5/16"*5-1/2"		6pcs
3	SPRING WASHER Ø5/16"		18pcs
4	FLAT WASHER Ø5/16"		18pcs
5	ALLEN KEY M4		1pc

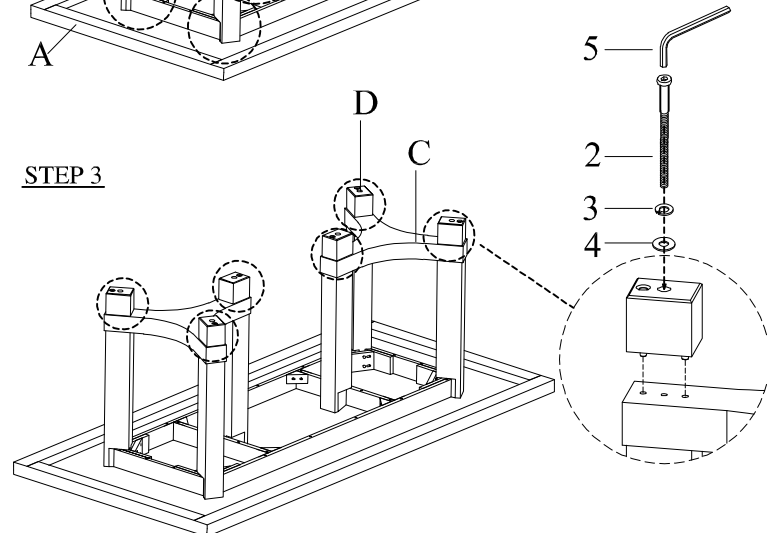
STEP 1



STEP 2



STEP 3



FINAL

