

ASSEMBLY INSTRUCTION

MODEL: D 0011

Thank you for purchasing this products. This product has been designed for easy assembly and constructed for durability. Please take time to read and follow the assembly instructions.

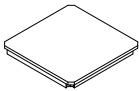

IMPORTANT NOTES:





Please see the hardware & part list for guidance.

Please place all wooden parts on a clean and smooth surface such as rug or carpet to avoid the parts from being stretched.

Please check to ensure you have all parts and hardware's.

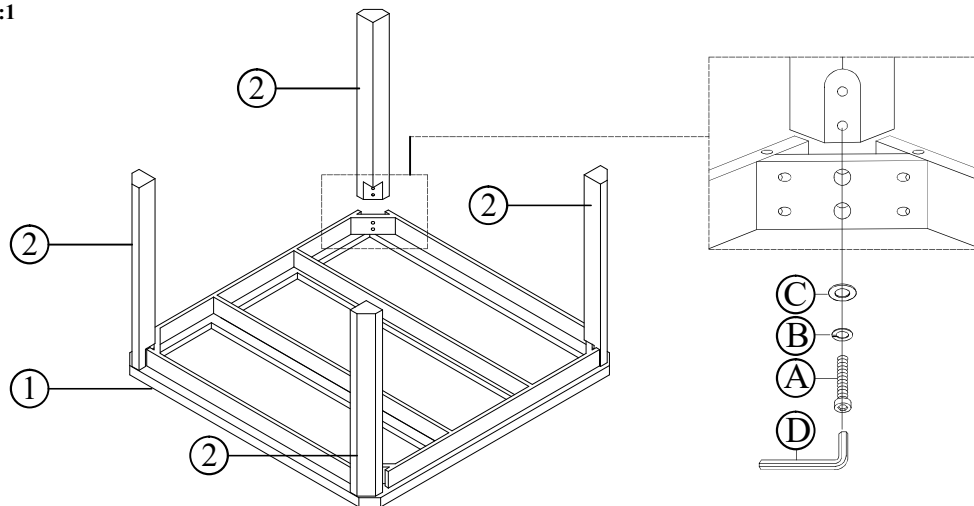
Do not tighten all screws/bolts until all completely assembled.

NO.	PARTS	LIST	QTY
1	TABLE TOP		1 pc
2	TABLE LEG		4 pcs

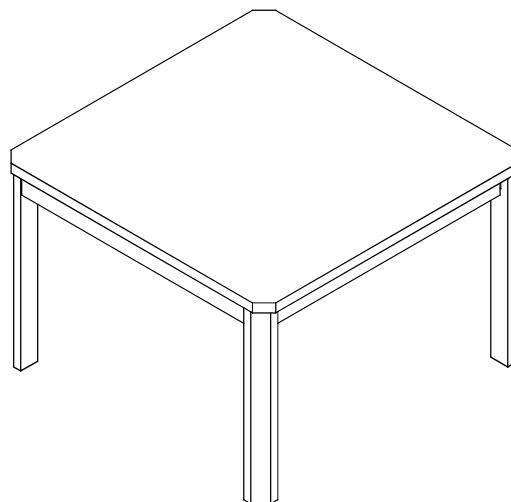
NO.	HARDWARE LIST		QTY
A		BOLT 5/16"*2 1/2"	8 pcs
B		LOCK WASHER 5/16"*22mm	8 pcs
C		FLAT WASHER 5/16"	8 pcs
D		ALLEN WRENCH	1 pc

NOTE: THE LIST QUANTITY SHOW ABOVE IS FOR 1 UNIT ASSEMBLY.

STEP:1



COMPELETE



MADE IN VIETNAM